



INTERFLUX[®] FLUXPEN

Ideal for local flux application

Easy to use

**Environmental friendly and economical :
can be refilled with IF2005M or IF8001**

The 'final touch' for residue-free soldering

How to use the fluxpen :

1. The black ring is in security position (fig.1).
For use, do the following :
2. Unscrew reservoir and pencil part and inverse the black ring (fig. 2).
3. Screw reservoir and pencil part back (fig. 3).
4. Remove cap from pencil.
5. Apply flux with the pencil (fig. 4). The quantity of flux depends on the pressure applied to the reservoir.
6. Put cap back on pencil after use.

For refill :

1. Remove the inner tube and black part of the reservoir to refill with IF2005M or IF 8001 (fig. 5).
2. Replace the inner tube and black part in the original position.

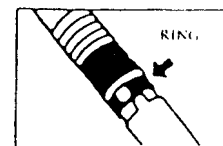


Fig. 1

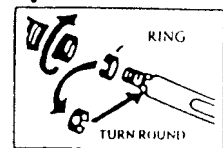


Fig. 2

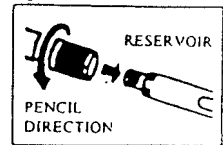


Fig. 3

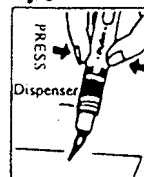


Fig. 4

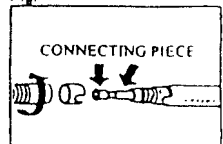


Fig. 5

Copyrights reserved to Interflux[®] Electronics NV